



Subject:- Maths

Class:- 1

NOTE : ALL WRITEN WORK WILL BE DONE ONLY IN H.W COPIES WITH DATE.

1. Write and learn the multiplication table of 2 to 10.
2. Write and learn the numbers names of 1(one) to 50 (Fifty).
3. Fill in the box. (Write in Copy.)

$1 \times 9 = \square$

$3 \times 2 = \square$

$3 \times 8 = \square$

$4 \times 3 = \square$

$9 \times 3 = \square$

$7 \times 6 = \square$

$4 \times 2 = \square$

$5 \times 2 = \square$

$5 \times 3 = \square$

$2 \times 8 = \square$

$6 \times 2 = \square$

$3 \times 2 = \square$

$8 \times 4 = \square$

$2 \times 7 = \square$

$7 \times 3 = \square$

$4 \times 4 = \square$

$9 \times 1 = \square$

$1 \times 7 = \square$

$6 \times 3 = \square$

$5 \times 7 = \square$

$9 \times 3 = \square$

$6 \times 3 = \square$



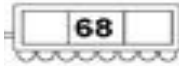

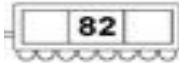
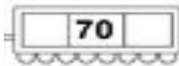





$3 \times 4 = \square$

$2 \times 7 = \square$

$6 \times 9 = \square$

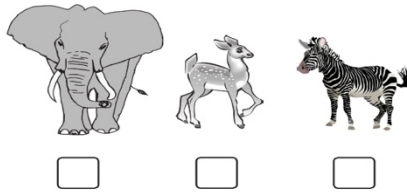
$9 \times 1 = \square$

4. Write the numbers that comes before and after. (Do in Copy)




5. Cut and Paste in Copy.


1. Tick (✓) the “biggest” animal.




4. Tick (✓) the “biggest” bulb.




2. Tick (✓) the “biggest” bird.



5. Tick (✓) the “smallest” circle.



3. Tick (✓) the “smallest” tree.




6. Tick (✓) the “biggest” fruit.

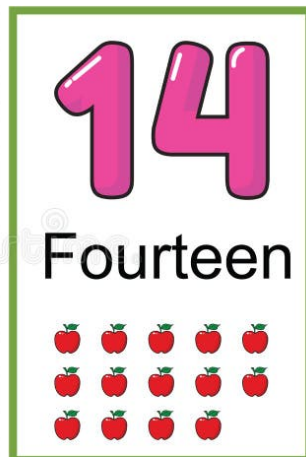


6. Maths Assessments. Make a this type of model.

a) Make a this type of model.



b) Make this types of flash card in A4 sheet. Number 11 (eleven) to 20 (Twenty) .



Subject- Hindi and Hindi grammar

(Sarangi)

1. Learn the all questions and answers (Page 5,13, 19,20)

2. कविता याद करना है पेज -7, 8, 25

3. पाठ 1 से 5 तक के सभी कठिन शब्दों को लिखने और बोलने का अभ्यास करना है।

हर दिन एक पेज साफ और अच्छे से श्रुतिलेख लिखना है।

व्याकरण

याद करना है :- (भाषा की परिभाषा और काम , भाषा के रूप, वर्ण , वर्णमाला , स्वर , व्यंजन की परिभाषा और संख्या, मात्रा की परिभाषा , शब्द की परिभाषा.)

Do in book Page- (22 to 29)

1.(पृष्ठ 16 की तरह अलग- अलग स्वर और व्यंजन की माला बनानी है. एक चार्ट पेपर में)




2. स्वर मात्रा (इस तरह से चार्ट पेपर में बनाना है।)

Subject- English and English grammar

English Assignment:-

1) Make this type of alphabets flash cards (any 6 alphabets) .

Alphabet Flashcards



2) Make this type of Noun chart.



English – Mridang

- 1) write sky, root and grass letters. (3 -3 times)
- 2) write the phonic sounds A to Z.
- 3) Learn chap- 1 (page 1 and 2) and learn page 36.
- 4) write 1 page writing daily.

English Grammar –

- 1) Learn and write;
What is noun with example.
Types of noun with example.

Subject - EVS :-

Make assignment

- 1) Make 5 sense organ .




- 2) 12 months of the year



- 3) Days of the week



4) Prepare such pictures by pasting them on a chart paper.



Learn;- page- 5, 11,12,16 and 17

SUBJECT :- Computer Assignment

Learn all C.W (question and answers, fill in the blanks, true and false)